

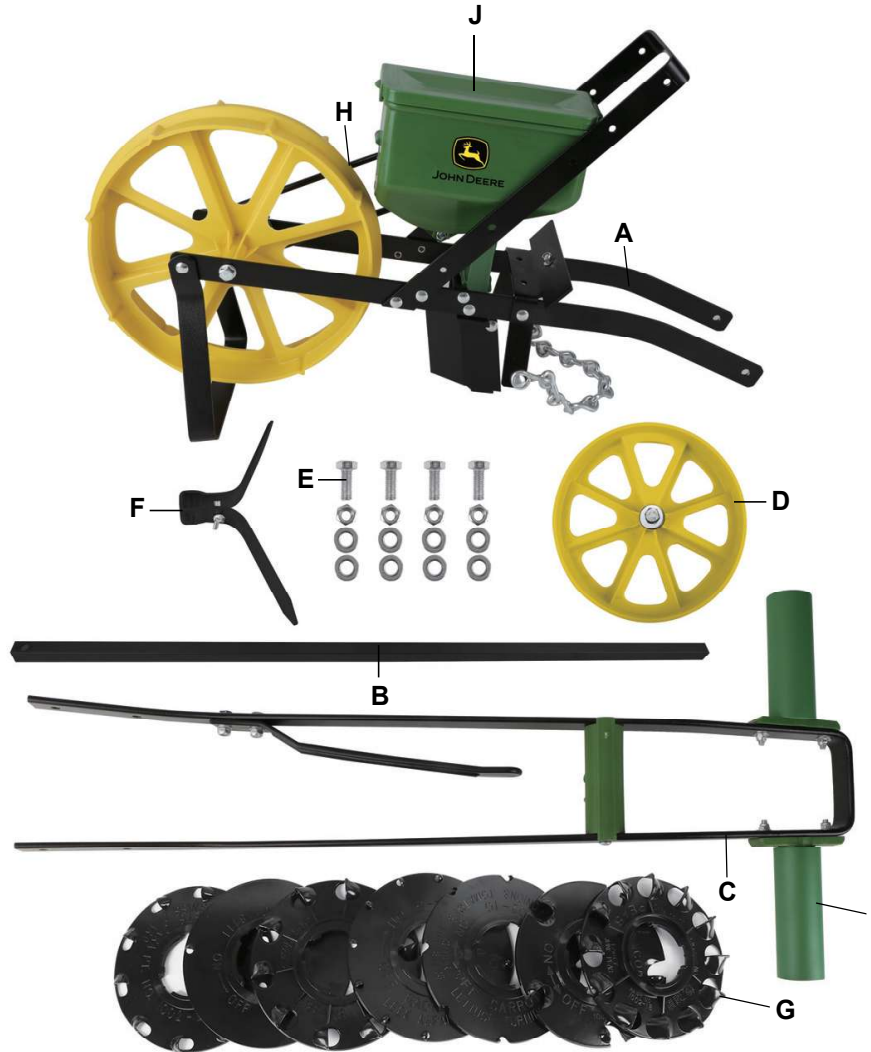


SAFETY RULES

 Look for this symbol to point out important safety precautions. It means — **ATTENTION!** Become alert! Your safety is involved.

 **WARNING:** Improper use or failure to follow instructions can result in product failure or injuries. For safe use of this product you must Read and follow all instructions before using.

CARTON CONTENTS



NON-SERVICEABLE PARTS			
REF. #	QTY.	PART #	DESCRIPTION
A	1	—	GARDEN SEEDER
B	1	—	ROW MARKER SHAFT
C	1	—	HANDLE BAR, WITH ATTACHED SEED PLATE HOLDER
D	1	—	REAR WHEEL WITH ATTACHED AXLE, NUT, AND BOLT
E	4	—	HARDWARE SET - BOLT, LOCK NUT, AND 2 WASHERS (OBTAIN AT LOCAL HARDWARE STORE)
F	1	—	ROW MARKER

SERVICEABLE PARTS			
REF. #	QTY.	PART #	DESCRIPTION
G	1	2-1373	SEED PLATE KIT (7 SEED PLATES INCLUDED)
H	1	2-1372	DRIVE BELT
I	2	2-1499	HANDLE GRIPS (NOT SOLD AS A PAIR)
J	1	2-1500	HOPPER LID